



# SIP



## SAFETY INSULATED PRODUCTS

## 1000V AC INSULATED TOOLS



## THE MOST COMPLETE 1000V AC INSULATED TOOLS CATALOG ON THE MARKET

S.I.P is a Div. of H.D. Chasen Co.

PH # 617-666-9090

FAX # 617-666-3452

WEB: [www.hdchasen.com](http://www.hdchasen.com)

# “OTHERS TALK WE STOCK”

PAGE #	CONTENTS
1- 6	SOCKETS FRACTIONAL & METRIC
6	RATCHETS & FLEX HEAD HANDLES
7	EXTENSIONS & SOCKET ADAPTERS
8 - 10	HEX BIT, TORX BIT & SCREWDRIVER BIT SOCKETS
11 - 12	WRENCHES FRACTIONAL & METRIC
13	RATCHETING BOX WRENCH
14 - 15	HEX WRENCHES - T AND L TYPE, LONG ARM HANDLE
16	ADJUSTABLE WRENCHES, TORQUE WRENCHES & TORQUE SCREWDRIVERS
17 - 21	PLIERS, RATCHETING PLIERS, CUTTERS AND SNAP RING PLIERS
22 - 23	GENERAL CATALOG: KNIFES, CLAMPS, TWEEZERS, SLIP-ON CAPS; HACKSAW AND ELECTRONIC SCREWDRIVERS
24	SCREWDRIVERS: SLOTTED, PHILLIPS AND TORX; MAGNETIC BIT SCREWDRIVER SYSTEM
25	NUT DRIVERS
26	SCREWDRIVER AND NUT DRIVER SETS
26 - 30	SETS
31 - 32	COMPOSITE: MIRRORS, SCREWSTARTERS AND PICKUP MAGNETS

All our hand tools are rated for 1,000V AC live line use, but tested up to 10,000V AC. These tools comply or exceed ASTM F1505 standards and they comply with IEC 900 Standards for Insulated Hand Tools. They meet OSHA 1910.333(c) (2) and NFPA 70E 2000 requirements. All the hand tools are impact resistant and flame retardant. Our tools are two color insulated for added safety. If the yellow underlayer is showing, the tool may no longer be insulated properly.

This catalog represents the largest assortment of 1000V American Made insulated tools in the world. Over 90% of the tools in this catalog are made by leading American manufactures .

SIP is capable of customizing and supplying any tools that require protection up to 1,000V. We have an in-house machine shop capability and a complete stock of industrial supplies to supply your needs. Send us your exact requirements.

We also maintain the ability to modify any tool not in this catalog to your specific requirements.

SIP realizes that in every industry there are sets of tools unique to many jobs. Why buy sets that have unneeded tools? SIP will customize your set to meet your specific requirements, and package these sets in customized rolls or boxes!!!

**We can make custom sets according to your specifications**



**LOOK FOR SETS  
ON PAGES #27 TO 31**

**FOR 6 POINT  
SOCKETS ADD -6  
AFTER PART #**



PART #	DESCRIPTION
<b>1/4" DRIVE STANDARD</b>	
S2043906	SOCKET 3/16" 12 POINT
S2043907	SOCKET 7/32" 12 POINT
S2043908	SOCKET 1/4" 12 POINT
S2043909	SOCKET 9/32" 12 POINT
S2043910	SOCKET 5/16" 12 POINT
S2043911	SOCKET 11/32" 12 POINT
S2043912	SOCKET 3/8" 12 POINT
S2043914	SOCKET 7/16" 12 POINT
S2043916	SOCKET 1/2" 12 POINT
S2043918	SOCKET 9/16" 12 POINT

<b>1/4" DRIVE DEEP</b>	
S2044906	SOCKET DEEP 3/16" 12 POINT
S2044907	SOCKET DEEP 7/32" 12 POINT
S2044908	SOCKET DEEP 1/4" 12 POINT
S2044909	SOCKET DEEP 9/32" 12 POINT
S2044910	SOCKET DEEP 5/16" 12 POINT
S2044911	SOCKET DEEP 11/32" 12 POINT
S2044912	SOCKET DEEP 3/8" 12 POINT
S2044914	SOCKET DEEP 7/16" 12 POINT
S2044916	SOCKET DEEP 1/2" 12 POINT
S2044918	SOCKET DEEP 9/16" 12 POINT

<b>3/8" DRIVE STANDARD</b>	
S2045208	SOCKET 1/4" 12 POINT
S2045210	SOCKET 5/16" 12 POINT
S2045212	SOCKET 3/8" 12 POINT
S2045214	SOCKET 7/16" 12 POINT
S2045216	SOCKET 1/2" 12 POINT
S2045218	SOCKET 9/16" 12 POINT
S2045120	SOCKET 5/8" 12 POINT
S2045122	SOCKET 11/16" 12 POINT
S2045124	SOCKET 3/4" 12 POINT
S2045126	SOCKET 13/16" 12 POINT
S2045128	SOCKET 7/8" 12 POINT
S2045130	SOCKET 15/16" 12 POINT
S2045132	SOCKET 1" 12 POINT

<b>3/8" DRIVE DEEP</b>	
S2042408	SOCKET DEEP 1/4" 12 POINT
S2042410	SOCKET DEEP 5/16" 12 POINT
S2042412	SOCKET DEEP 3/8" 12 POINT
S2042414	SOCKET DEEP 7/16" 12 POINT
S2042416	SOCKET DEEP 1/2" 12 POINT
S2042418	SOCKET DEEP 9/16" 12 POINT
S2042420	SOCKET DEEP 5/8" 12 POINT
S2042422	SOCKET DEEP 11/16" 12 POINT
S2042424	SOCKET DEEP 3/4" 12 POINT
S2042426	SOCKET DEEP 13/16" 12 POINT
S2042428	SOCKET DEEP 7/8" 12 POINT
S2042430	SOCKET DEEP 15/16" 12 POINT
S2042432	SOCKET DEEP 1" 12 POINT

**IF YOU DO NOT SEE IT ASK FOR IT!**

**1/2" DRIVE STANDARD**

S2040212	SOCKET 3/8" 12 POINT
S2040214	SOCKET 7/16" 12 POINT
S2040216	SOCKET 1/2" 12 POINT
S2040218	SOCKET 9/16" 12 POINT
S2040120	SOCKET 5/8" 12 POINT
S2040122	SOCKET 11/16" 12 POINT
S2040124	SOCKET 3/4" 12 POINT
S2040126	SOCKET 13/16" 12 POINT
S2040128	SOCKET 7/8" 12 POINT
S2040130	SOCKET 15/16" 12 POINT
S2040132	SOCKET 1" 12 POINT
S2040134	SOCKET 1-1/16" 12 POINT
S2040136	SOCKET 1-1/8" 12 POINT
S2040138	SOCKET 1-3/16" 12 POINT
S2040140	SOCKET 1-1/4" 12 POINT
S2040142	SOCKET 1-5/16" 12 POINT
S2040144	SOCKET 1-3/8" 12 POINT
S2040146	SOCKET 1-7/16" 12 POINT
S2040148	SOCKET 1-1/2" 12 POINT

**1/2" DRIVE DEEP**

S2040812	SOCKET DEEP 3/8" 12 POINT
S2040814	SOCKET DEEP 7/16" 12 POINT
S2040816	SOCKET DEEP 1/2" 12 POINT
S2040818	SOCKET DEEP 9/16" 12 POINT
S2040820	SOCKET DEEP 5/8" 12 POINT
S2040822	SOCKET DEEP 11/16" 12 POINT
S2040824	SOCKET DEEP 3/4" 12 POINT
S2040826	SOCKET DEEP 13/16" 12 POINT
S2040828	SOCKET DEEP 7/8" 12 POINT
S2040830	SOCKET DEEP 15/16" 12 POINT
S2040832	SOCKET DEEP 1" 12 POINT
S2040834	SOCKET DEEP 1-1/16" 12 POINT
S2040836	SOCKET DEEP 1-1/8" 12 POINT
S2040838	SOCKET DEEP 1-3/16" 12 POINT
S2040840	SOCKET DEEP 1-1/4" 12 POINT
S2040842	SOCKET DEEP 1-5/16" 12 POINT
S2040844	SOCKET DEEP 1-3/8" 12 POINT
S2040846	SOCKET DEEP 1-7/16" 12 POINT
S2040848	SOCKET DEEP 1-1/2" 12 POINT

**3/4" DRIVE STANDARD**

S2047124	SOCKET 3/4" 12 POINT
S2047126	SOCKET 13/16" 12 POINT
S2047128	SOCKET 7/8" 12 POINT
S2047130	SOCKET 15/16" 12 POINT
S2047132	SOCKET 1" 12 POINT
S2047134	SOCKET 1-1/16" 12 POINT
S2047136	SOCKET 1-1/8" 12 POINT



**LOOK FOR SETS  
ON PAGES #27 TO 31**

**FOR 6 POINT  
SOCKETS ADD -6  
AFTER PART #**



**IF YOU DO NOT SEE IT ASK FOR IT!**

# SOCKETS FRACTIONAL



**LOOK FOR SETS  
ON PAGES #27 TO 31**

PART #	DESCRIPTION
<b>3/4" DRIVE STANDARD (CONT)</b>	
S2047138	SOCKET 1-3/16" 12 POINT
S2047140	SOCKET 1-1/4" 12 POINT
S2047142	SOCKET 1-5/16" 12 POINT
S2047144	SOCKET 1-3/8" 12 POINT
S2047146	SOCKET 1-7/16" 12 POINT
S2047148	SOCKET 1-1/2" 12 POINT
S2047150	SOCKET 1-9/16" 12 POINT
S2047152	SOCKET 1-5/8" 12 POINT
S2047154	SOCKET 1-11/16" 12 POINT
S2047156	SOCKET 1-3/4" 12 POINT
S2047158	SOCKET 1-13/16" 12 POINT
S2047160	SOCKET 1-7/8" 12 POINT
S2047164	SOCKET 2" 12 POINT
S2047166	SOCKET 2-1/16" 12 POINT
S2047168	SOCKET 2-1/8" 12 POINT
S2047171	SOCKET 2-3/16" 12 POINT
S2047172	SOCKET 2-1/4" 12 POINT
S2047176	SOCKET 2-3/8" 12 POINT

**FOR 6 POINT  
SOCKETS ADD -6  
AFTER PART #**



# SOCKETS METRIC

PART #	DESCRIPTION
<b>1/4" DRIVE STANDARD METRIC</b>	
S2040701	SOCKET 4MM 6 POINT STANDARD
S2043702	SOCKET 5MM 12 POINT STANDARD
S2043703	SOCKET 5.5MM 12 POINT STANDARD
S2043704	SOCKET 6MM 12 POINT STANDARD
S2043706	SOCKET 7MM 12 POINT STANDARD
S2043707	SOCKET 8MM 12 POINT STANDARD
S2043708	SOCKET 9MM 12 POINT STANDARD
S2043709	SOCKET 10MM 12 POINT STANDARD
S2043710	SOCKET 11MM 12 POINT STANDARD
S2043711	SOCKET 12MM 12 POINT STANDARD
S2043712	SOCKET 13MM 12 POINT STANDARD
S2043713	SOCKET 14MM 12 POINT STANDARD
S2040714	SOCKET 15MM 6 POINT STANDARD
<b>1/4" DRIVE DEEP METRIC</b>	
S2041697	SOCKET DEEP 4MM 6 POINT
S2044702	SOCKET DEEP 5MM 12 POINT
S2044703	SOCKET DEEP 5.5MM 12 POINT
S2044704	SOCKET DEEP 6MM 12 POINT
S2044706	SOCKET DEEP 7MM 12 POINT
S2044707	SOCKET DEEP 8MM 12 POINT
S2044708	SOCKET DEEP 9MM 12 POINT
S2044709	SOCKET DEEP 10MM 12 POINT
S2044710	SOCKET DEEP 11MM 12 POINT
S2044711	SOCKET DEEP 12MM 12 POINT
S2044712	SOCKET DEEP 13MM 12 POINT
S2044713	SOCKET DEEP 14MM 12 POINT
S2041711	SOCKET DEEP 15MM 6 POINT

**IF YOU DO NOT SEE IT ASK FOR IT!**

**3/8" DRIVE STANDARD METRIC**

S20306	SOCKET 6MM 6 POINT
S202307	SOCKET 7MM 12 POINT
S202308	SOCKET 8MM 12 POINT
S202309	SOCKET 9MM 12 POINT
S202310	SOCKET 10MM 12 POINT
S202311	SOCKET 11MM 12 POINT
S202312	SOCKET 12MM 12 POINT
S202313	SOCKET 13MM 12 POINT
S202314	SOCKET 14MM 12 POINT
S202315	SOCKET 15MM 12 POINT
S202316	SOCKET 16MM 12 POINT
S202317	SOCKET 17MM 12 POINT
S202318	SOCKET 18MM 12 POINT
S202319	SOCKET 19MM 12 POINT
S202320	SOCKET 20MM 12 POINT
S202321	SOCKET 21MM 12 POINT
S202322	SOCKET 22MM 12 POINT
S202323	SOCKET 23MM 12 POINT
S202324	SOCKET 24MM 12 POINT



**LOOK FOR SETS  
ON PAGES #27 TO 31**

**FOR 6 POINT  
SOCKETS ADD -6  
AFTER PART #**

**3/8" DRIVE DEEP METRIC**

S208406	SOCKET DEEP 6MM 6 POINT
S208407	SOCKET DEEP 7MM 6 POINT
S208408	SOCKET DEEP 8MM 6 POINT
S208429	SOCKET DEEP 9MM 12 POINT
S208430	SOCKET DEEP 10MM 12 POINT
S208431	SOCKET DEEP 11MM 12 POINT
S208432	SOCKET DEEP 12MM 12 POINT
S208433	SOCKET DEEP 13MM 12 POINT
S208434	SOCKET DEEP 14MM 12 POINT
S208435	SOCKET DEEP 15MM 12 POINT
S208436	SOCKET DEEP 16MM 12 POINT
S208437	SOCKET DEEP 17MM 12 POINT
S208438	SOCKET DEEP 18MM 12 POINT
S208439	SOCKET DEEP 19MM 12 POINT
S208420	SOCKET DEEP 20MM 6 POINT
S208421	SOCKET DEEP 21MM 6 POINT
S208422	SOCKET DEEP 22MM 6 POINT
S208423	SOCKET DEEP 23MM 6 POINT
S208424	SOCKET DEEP 24MM 6 POINT
S208425	SOCKET DEEP 25MM 6 POINT
S208426	SOCKET DEEP 26MM 6 POINT

**1/2" DRIVE STANDARD METRIC**

S2040310	SOCKET 10MM 12 POINT
S2040311	SOCKET 11MM 12 POINT
S2040312	SOCKET 12MM 12 POINT
S2040313	SOCKET 13MM 12 POINT
S2040314	SOCKET 14MM 12 POINT
S2040315	SOCKET 15MM 12 POINT
S2040316	SOCKET 16MM 12 POINT

**IF YOU DO NOT SEE IT ASK FOR IT!**



**LOOK FOR SETS  
ON PAGES #27 TO 31**

**FOR 6 POINT  
SOCKETS ADD -6  
AFTER PART #**



PART #	DESCRIPTION
<b>1/2" DRIVE STANDARD METRIC (CONT)</b>	
S2040317	SOCKET 17MM 12 POINT
S2040318	SOCKET 18MM 12 POINT
S2040319	SOCKET 19MM 12 POINT
S2040320	SOCKET 20MM 12 POINT
S2040321	SOCKET 21MM 12 POINT
S2040322	SOCKET 22MM 12 POINT
S2040323	SOCKET 23MM 12 POINT
S2040324	SOCKET 24MM 12 POINT
S2040325	SOCKET 25MM 12 POINT
S2040326	SOCKET 26MM 12 POINT
S2040327	SOCKET 27MM 12 POINT
S2040328	SOCKET 28MM 12 POINT
S2040329	SOCKET 29MM 12 POINT
S2040330	SOCKET 30MM 12 POINT
S2040331	SOCKET 31MM 12 POINT
S2040332	SOCKET 32MM 12 POINT
S2040336	SOCKET 36MM 12 POINT

<b>1/2" DRIVE DEEP METRIC</b>	
S2048010	SOCKET DEEP 10MM 12 POINT
S2048011	SOCKET DEEP 11MM 12 POINT
S2048012	SOCKET DEEP 12MM 12 POINT
S2048013	SOCKET DEEP 13MM 12 POINT
S2048014	SOCKET DEEP 14MM 12 POINT
S2048015	SOCKET DEEP 15MM 12 POINT
S2048016	SOCKET DEEP 16MM 12 POINT
S2048017	SOCKET DEEP 17MM 12 POINT
S2048018	SOCKET DEEP 18MM 12 POINT
S2048019	SOCKET DEEP 19MM 12 POINT
S2048020	SOCKET DEEP 20MM 12 POINT
S2048021	SOCKET DEEP 21MM 12 POINT
S2048022	SOCKET DEEP 22MM 12 POINT
S2048023	SOCKET DEEP 23MM 12 POINT
S2048024	SOCKET DEEP 24MM 12 POINT
S2048025	SOCKET DEEP 25MM 12 POINT
S2048026	SOCKET DEEP 26MM 12 POINT
S2048027	SOCKET DEEP 27MM 12 POINT
S2048028	SOCKET DEEP 28MM 12 POINT
S2048030	SOCKET DEEP 30MM 12 POINT
S2048032	SOCKET DEEP 32MM 12 POINT

<b>3/4" DRIVE STANDARD METRIC</b>	
S2048122	SOCKET 22MM 12 POINT
S2048123	SOCKET 23MM 12 POINT
S2048124	SOCKET 24MM 12 POINT
S2048126	SOCKET 26MM 12 POINT
S2048127	SOCKET 27MM 12 POINT
S2048128	SOCKET 28MM 12 POINT
S2048129	SOCKET 29MM 12 POINT
S2048130	SOCKET 30MM 12 POINT
S2048132	SOCKET 32MM 12 POINT

**IF YOU DO NOT SEE IT ASK FOR IT!**

## 3/4" DRIVE STANDARD METRIC (CONT)



S2048133	SOCKET 33MM 12 POINT
S2048135	SOCKET 35MM 12 POINT
S2048136	SOCKET 36MM 12 POINT
S2048138	SOCKET 38MM 12 POINT
S2048140	SOCKET 40MM 12 POINT
S2048141	SOCKET 41MM 12 POINT
S2048142	SOCKET 42MM 12 POINT
S2048146	SOCKET 46MM 12 POINT
S2048150	SOCKET 50MM 12 POINT
S2048154	SOCKET 54MM 12 POINT
S2048155	SOCKET 55MM 12 POINT

## SOCKET ACCESSORIES

## RATCHETS



PART #	DESCRIPTION
--------	-------------

## 1/4" DRIVE

S2040970NB	RATCHET 4.5" 1/4" DRIVE NO BOOT
S2040970	RATCHET 4.5" 1/4" DRIVE
S2040971	RATCHET 6.5" 1/4" DRIVE

## 3/8" DRIVE

S2045170NB	RATCHET 7.6" 3/8" DRIVE NO BOOT
S2045170	RATCHET 7.6" 3/8" DRIVE
S2045179	RATCHET 10.3" 3/8" DRIVE
S2045174	RATCHET STUBBY 4.8" 3/8" DRIVE

## 1/2" DRIVE

S2042470NB	RATCHET 10.3" 1/2" DRIVE NO BOOT
S2042470	RATCHET 10.3" 1/2" DRIVE
S2040170	RATCHET 15" 1/2" DRIVE

## 3/4" DRIVE

S2047170	RATCHET 18" 3/4" DRIVE
----------	------------------------

## FLEX HEAD HANDLES

## 1/4" DRIVE

S2040952	FLEX HEAD HANDLE 5.4"
----------	-----------------------

## 3/8" DRIVE

S2045152	FLEX HEAD HANDLE 10"
----------	----------------------

## 1/2" DRIVE

S2041650	FLEX HEAD HANDLE 9"
S2041652	FLEX HEAD HANDLE 16"
S2041654	FLEX HEAD HANDLE 24"

## 3/4" DRIVE

S2047155	FLEX HEAD HANDLE 18"
----------	----------------------



**IF YOU DO NOT SEE IT ASK FOR IT!**

## EXTENSIONS



PART #	DESCRIPTION
<b>1/4" DRIVE</b>	
S2040961	EXTENSION 2" 1/4" DRIVE
S2040963	EXTENSION 3" 1/4" DRIVE
S2040962	EXTENSION 6" 1/4" DRIVE
S2040968	EXTENSION 8" 1/4" DRIVE
S2040969	EXTENSION 10" 1/4" DRIVE
S2040964	EXTENSION 14" 1/4" DRIVE
<b>3/8" DRIVE</b>	
S2045159	EXTENSION 1.5" 3/8" DRIVE
S2045160	EXTENSION 3" 3/8" DRIVE
S2045161	EXTENSION 6" 3/8" DRIVE
S2045158	EXTENSION 9" 3/8" DRIVE
S2045162	EXTENSION 12" 3/8" DRIVE
S2045163	EXTENSION 18" 3/8" DRIVE
S2045164	EXTENSION 24" 3/8" DRIVE
S2045149	EXTENSION 35" 3/8" DRIVE
<b>1/2" DRIVE</b>	
S2040160	EXTENSION 2" 1/2" DRIVE
S2040161	EXTENSION 5" 1/2" DRIVE
S2040162	EXTENSION 10" 1/2" DRIVE
S2040163	EXTENSION 20" 1/2" DRIVE
<b>3/4" DRIVE</b>	
S2047159	EXTENSION 3" 3/4" DRIVE
S2047163	EXTENSION 5" 3/4" DRIVE
S2047161	EXTENSION 8" 3/4" DRIVE
S2047162	EXTENSION 16" 3/4" DRIVE



**EXTENSIONS ARE AVAILABLE IN FLARE NOSE STYLE FOR USE ON NON-BOOTED SOCKETS. TO ORDER ADD "FN" AT THE END OF REGULAR PART #**

## FIBERGLASS EXTENSIONS



PART #	DESCRIPTION
SIP-S2045161FB	EXTENSION 6" 3/8" DRIVE FIBERGLASS
SIP-S2045162FB	EXTENSION 12" 3/8" DRIVE FIBERGLASS
SIP-S2040164FB	EXTENSION 6" 1/2" DRIVE FIBERGLASS
SIP-S2040165FB	EXTENSION 12" 1/2" DRIVE FIBERGLASS

**FIBERGLASS EXTENSIONS ARE TESTED AT 80ft/lbs, NOT TO EXCEED 60ft/lbs**

## ADAPTERS




PART #	DESCRIPTION
S20384	ADAPTER 3/8"F - 1/4"M
S20385	ADAPTER 1/4"F - 3/8"M
S20451	ADAPTER 3/8"F - 1/2"M
S20401	ADAPTER 1/2"F - 3/8"M
S20407	ADAPTER 1/2"F - 3/4"M
S20409	ADAPTER 3/4"F - 1/2"M

**IF YOU DO NOT SEE IT ASK FOR IT!**

## HEX BIT SOCKETS

PART #	DESCRIPTION
--------	-------------

## 1/4" DRIVE FRACTIONAL




S2044304	HEX BIT SOCKET 1/16"
S2044305	HEX BIT SOCKET 5/64"
S2044306	HEX BIT SOCKET 3/32"
S2044307	HEX BIT SOCKET 7/64"
S2044308	HEX BIT SOCKET 1/8"
S2044309	HEX BIT SOCKET 9/64"
S2044310	HEX BIT SOCKET 5/32"
S2044312	HEX BIT SOCKET 3/16"
S2044314	HEX BIT SOCKET 7/32"
S2044316	HEX BIT SOCKET 1/4"

## 1/4" DRIVE METRIC

S2044324	HEX BIT SOCKET 2MM
S2044325	HEX BIT SOCKET 2.5MM
S2044326	HEX BIT SOCKET 3MM
S2044327	HEX BIT SOCKET 4MM
S2044328	HEX BIT SOCKET 5MM
S2044330	HEX BIT SOCKET 6MM

## 3/8" DRIVE FRACTIONAL



S2041201	HEX BIT SOCKET 1/16"
S2041202	HEX BIT SOCKET 5/64"
S2041203	HEX BIT SOCKET 3/32"
S2041204	HEX BIT SOCKET 7/64"
S2041205	HEX BIT SOCKET 1/8"
S2041206	HEX BIT SOCKET 9/64"
S2041207	HEX BIT SOCKET 5/32"
S2041208	HEX BIT SOCKET 3/16"
S2041209	HEX BIT SOCKET 7/32"
S2041210	HEX BIT SOCKET 1/4"
S2041211	HEX BIT SOCKET 5/16"
S2041212	HEX BIT SOCKET 3/8"


## 3/8" DRIVE METRIC

S2041400	HEX BIT SOCKET 2MM
S2041401	HEX BIT SOCKET 2.5MM
S2041402	HEX BIT SOCKET 3MM
S2041403	HEX BIT SOCKET 4MM
S2041404	HEX BIT SOCKET 5MM
S2041405	HEX BIT SOCKET 6MM
S2041406	HEX BIT SOCKET 7MM
S2041407	HEX BIT SOCKET 8MM
S2041408	HEX BIT SOCKET 9MM
S2041409	HEX BIT SOCKET 10MM
S2041410	HEX BIT SOCKET 11MM
S2041411	HEX BIT SOCKET 12MM

**IF YOU DO NOT SEE IT ASK FOR IT!**

## HEX BIT SOCKETS

PART #	DESCRIPTION
<b>1/2" DRIVE</b>	
S2041213	HEX BIT SOCKET 5/16"
S2041214	HEX BIT SOCKET 3/8"
S2041215	HEX BIT SOCKET 7/16"
S2041216	HEX BIT SOCKET 1/2"
S2041218	HEX BIT SOCKET 9/16"
S2041220	HEX BIT SOCKET 5/8"
S2041266	HEX BIT SOCKET 1/2" LONG
S2041268	HEX BIT SOCKET 9/16" LONG
S2041270	HEX BIT SOCKET 5/8" LONG
S2041412	HEX BIT SOCKET 12MM
S2041414	HEX BIT SOCKET 14MM
S2041417	HEX BIT SOCKET 17MM
S2041419	HEX BIT SOCKET 19MM
S2041462	HEX BIT SOCKET 12MM LONG
S2041464	HEX BIT SOCKET 14MM LONG
S2041467	HEX BIT SOCKET 17MM LONG



## TORX BIT SOCKETS

PART #	DESCRIPTION
<b>1/4" DRIVE</b>	
S2042908	TORX BIT SOCKET T8
S2042910	TORX BIT SOCKET T10
S2042915	TORX BIT SOCKET T15
S2042920	TORX BIT SOCKET T20
S2042925	TORX BIT SOCKET T25
S2042927	TORX BIT SOCKET T27
S2042930	TORX BIT SOCKET T30
S2042958	TORX BIT SOCKET T8 4" LONG
S2042960	TORX BIT SOCKET T10 4" LONG
S2042965	TORX BIT SOCKET T15 4" LONG
S2042970	TORX BIT SOCKET T20 4" LONG
S2042975	TORX BIT SOCKET T25 4" LONG
S2042977	TORX BIT SOCKET T27 4" LONG
<b>3/8" DRIVE</b>	
S2045540	TORX BIT SOCKET T40
S2045545	TORX BIT SOCKET T45
S2045547	TORX BIT SOCKET T47
S2045647	TORX BIT SOCKET T47
S2045550	TORX BIT SOCKET T50
S2045555	TORX BIT SOCKET T55
S2042580	TORX BIT SOCKET T30 LONG
S2042590	TORX BIT SOCKET T40 LONG
S2042595	TORX BIT SOCKET T45 LONG
S2042600	TORX BIT SOCKET T50 LONG
S2042640	TORX BIT SOCKET T40 EX LONG
S2042645	TORX BIT SOCKET T45 EX LONG
S2042650	TORX BIT SOCKET T50 EX LONG
<b>1/2" DRIVE</b>	
S2045560	TORX BIT SOCKET T60



**IF YOU DO NOT SEE IT ASK FOR IT!**

## TAMPER-PROOF TORX BIT SOCKETS

PART #	DESCRIPTION
<b>1/4" DRIVE</b>	
S2042507	TORX BIT SOCKET T7 TAMPER-PROOF
S2042508	TORX BIT SOCKET T8 TAMPER-PROOF
S2042510	TORX BIT SOCKET T10 TAMPER-PROOF
S2042515	TORX BIT SOCKET T15 TAMPER-PROOF
S2042520	TORX BIT SOCKET T20 TAMPER-PROOF
S2042525	TORX BIT SOCKET T25 TAMPER-PROOF
S2042527	TORX BIT SOCKET T27 TAMPER-PROOF
S2042530	TORX BIT SOCKET T30 TAMPER-PROOF
<b>3/8" DRIVE</b>	
S2045440	TORX BIT SOCKET T40 TAMPER-PROOF
S2045445	TORX BIT SOCKET T45 TAMPER-PROOF
S2045450	TORX BIT SOCKET T50 TAMPER-PROOF
S2045455	TORX BIT SOCKET T55 TAMPER-PROOF
S2044205	TORX BIT SOCKET 5/64 TAMPER-PROOF
S2044206	TORX BIT SOCKET 3/32 TAMPER-PROOF
S2044207	TORX BIT SOCKET 7/64 TAMPER-PROOF
S2044208	TORX BIT SOCKET 1/8 TAMPER-PROOF
S2044209	TORX BIT SOCKET 9/64 TAMPER-PROOF
S2044210	TORX BIT SOCKET 5/32 TAMPER-PROOF
S2044212	TORX BIT SOCKET 3/16 TAMPER-PROOF
S2044214	TORX BIT SOCKET 7/32 TAMPER-PROOF
S2044216	TORX BIT SOCKET 1/4 TAMPER-PROOF



## SCREWDRIVER BIT SOCKETS

PART #	DESCRIPTION
<b>1/4" DRIVE</b>	
S2044498	BIT SOCKET HOLDER 1/4" SHANK
S2044470	BIT SOCKET SLOTTED 3/16"
S2044471	BIT SOCKET SLOTTED 1/4"
S2044472	BIT SOCKET SLOTTED 9/32"
S2044473	BIT SOCKET SLOTTED 5/16"
S2044480	BIT SOCKET PHILLIPS #0
S2044481	BIT SOCKET PHILLIPS #1
S2044482	BIT SOCKET PHILLIPS #2
<b>3/8" DRIVE</b>	
S2045498	BIT SOCKET HOLDER 1/4" SHANK
S2045499	BIT SOCKET HOLDER 5/16" SHANK
S2045471	BIT SOCKET SLOTTED #4
S2045472	BIT SOCKET SLOTTED #5
S2045473	BIT SOCKET SLOTTED #6
S2045481	BIT SOCKET PHILLIPS #1
S2045482	BIT SOCKET PHILLIPS #2
S2045483	BIT SOCKET PHILLIPS #3
S2045484	BIT SOCKET PHILLIPS #4
S2045492	BIT SOCKET POZIDRIV #2



**IF YOU DO NOT SEE IT ASK FOR IT!**



**LOOK FOR SETS  
ON PAGES # 28**



PART #	DESCRIPTION
S2488408	WRENCH OPEN 1/4"
S2488410	WRENCH OPEN 5/16"
S2488412	WRENCH OPEN 3/8"
S2488414	WRENCH OPEN 7/16"
S2488416	WRENCH OPEN 1/2"
S2488418	WRENCH OPEN 9/16"
S2488420	WRENCH OPEN 5/8"
S2488422	WRENCH OPEN 11/16"
S2488424	WRENCH OPEN 3/4"
S24C26	WRENCH OPEN 13/16"
S24C28	WRENCH OPEN 7/8"
S24C30	WRENCH OPEN 15/16"
S24C32	WRENCH OPEN 1"
S24C34	WRENCH OPEN 1-1/16"
S24C36	WRENCH OPEN 1-1/8"
S24C40	WRENCH OPEN 1-1/4"
S24C42	WRENCH OPEN 1-5/16"
S24C44	WRENCH OPEN 1-3/8"
S24C46	WRENCH OPEN 1-7/16"
S24C48	WRENCH OPEN 1-1/2"
S24C52	WRENCH OPEN 1-5/8"
S24C54	WRENCH OPEN 1-11/16"
S24C56	WRENCH OPEN 1-3/4"
S24C58	WRENCH OPEN 1-13/16"
S24C60	WRENCH OPEN 1-7/8"
S24C64	WRENCH OPEN 2"

PART #	DESCRIPTION
S2488408-B	WRENCH BOX 1/4"
S2488410-B	WRENCH BOX 5/16"
S2488412-B	WRENCH BOX 3/8"
S2488414-B	WRENCH BOX 7/16"
S2488416-B	WRENCH BOX 1/2"
S2488418-B	WRENCH BOX 9/16"
S2488420-B	WRENCH BOX 5/8"
S2488422-B	WRENCH BOX 11/16"
S2488424-B	WRENCH BOX 3/4"
S24C26-B	WRENCH BOX 13/16"
S24C28-B	WRENCH BOX 7/8"
S24C30-B	WRENCH BOX 15/16"
S24C32-B	WRENCH BOX 1"
S24C34-B	WRENCH BOX 1-1/16"
S24C36-B	WRENCH BOX 1-1/8"
S24C40-B	WRENCH BOX 1-1/4"
S24C42-B	WRENCH BOX 1-5/16"
S24C44-B	WRENCH BOX 1-3/8"
S24C46-B	WRENCH BOX 1-7/16"
S24C48-B	WRENCH BOX 1-1/2"
S24C52-B	WRENCH BOX 1-5/8"
S24C54-B	WRENCH BOX 1-11/16"
S24C56-B	WRENCH BOX 1-3/4"
S24C58-B	WRENCH BOX 1-13/16"
S24C60-B	WRENCH BOX 1-7/8"
S24C64-B	WRENCH BOX 2"

**IF YOU DO NOT SEE IT ASK FOR IT!**



**LOOK FOR SETS  
ON PAGES # 28**



S248307	WRENCH OPEN 7 MM
S248308	WRENCH OPEN 8MM
S248309	WRENCH OPEN 9MM
S248310	WRENCH OPEN 10MM
S248311	WRENCH OPEN 11MM
S248312	WRENCH OPEN 12MM
S248313	WRENCH OPEN 13MM
S248314	WRENCH OPEN 14MM
S248315	WRENCH OPEN 15MM
S248316	WRENCH OPEN 16MM
S248317	WRENCH OPEN 17MM
S248318	WRENCH OPEN 18MM
S248319	WRENCH OPEN 19MM
S248320	WRENCH OPEN 20MM
S248321	WRENCH OPEN 21MM
S248322	WRENCH OPEN 22MM
S248323	WRENCH OPEN 23MM
S248324	WRENCH OPEN 24MM
S248325	WRENCH OPEN 25MM
S248326	WRENCH OPEN 26MM
S248327	WRENCH OPEN 27MM
S248329	WRENCH OPEN 29MM
S248330	WRENCH OPEN 30MM
S248332	WRENCH OPEN 32MM
S248336	WRENCH OPEN 36MM

PART #	DESCRIPTION
S248307-B	WRENCH BOX 7 MM
S248308-B	WRENCH BOX 8MM
S248309-B	WRENCH BOX 9MM
S248310-B	WRENCH BOX 10MM
S248311-B	WRENCH BOX 11MM
S248312-B	WRENCH BOX 12MM
S248313-B	WRENCH BOX 13MM
S248314-B	WRENCH BOX 14MM
S248315-B	WRENCH BOX 15MM
S248316-B	WRENCH BOX 16MM
S248317-B	WRENCH BOX 17MM
S248318-B	WRENCH BOX 18MM
S248319-B	WRENCH BOX 19MM
S248320-B	WRENCH BOX 20MM
S248321-B	WRENCH BOX 21MM
S248322-B	WRENCH BOX 22MM
S248323-B	WRENCH BOX 23MM
S248324-B	WRENCH BOX 24MM
S248325-B	WRENCH BOX 25MM
S248326-B	WRENCH BOX 26MM
S248327-B	WRENCH BOX 27MM
S248329-B	WRENCH BOX 29MM
S248330-B	WRENCH BOX 30MM
S248332-B	WRENCH BOX 32MM
S248336-B	WRENCH BOX 36MM

**IF YOU DO NOT SEE IT ASK FOR IT!**



LOOK FOR SETS  
ON PAGES # 27

PART #	DESCRIPTION
S249008	RATCHETING BOX WRENCH 1/4" 12 POINT
S249010	RATCHETING BOX WRENCH 5/16" 12 POINT
S249011	RATCHETING BOX WRENCH 11/32" 12 POINT
S249012	RATCHETING BOX WRENCH 3/8" 12 POINT
S249014	RATCHETING BOX WRENCH 7/16" 12 POINT
S249016	RATCHETING BOX WRENCH 1/2" 12 POINT
S249018	RATCHETING BOX WRENCH 9/16" 12 POINT
S249020	RATCHETING BOX WRENCH 5/8" 12 POINT
S249022	RATCHETING BOX WRENCH 11/16" 12 POINT
S249024	RATCHETING BOX WRENCH 3/4" 12 POINT
S249026	RATCHETING BOX WRENCH 13/16" 12 POINT
S249028	RATCHETING BOX WRENCH 7/8" 12 POINT
S249030	RATCHETING BOX WRENCH 15/16" 12 POINT
S249032	RATCHETING BOX WRENCH 1" 12 POINT
S249034	RATCHETING BOX WRENCH 1-1/16" 12 POINT
S249036	RATCHETING BOX WRENCH 1-1/8" 12 POINT
S249038	RATCHETING BOX WRENCH 1-1/4" 12 POINT
S24RB-42	RATCHETING BOX WRENCH 1-5/16" 12 POINT
S24RB-44	RATCHETING BOX WRENCH 1-3/8" 12 POINT
S24RB-46	RATCHETING BOX WRENCH 1-7/16" 12 POINT
S24RB-48	RATCHETING BOX WRENCH 1-1/2" 12 POINT
S24RB-50	RATCHETING BOX WRENCH 1-9/16" 12 POINT
S24RB-52	RATCHETING BOX WRENCH 1-5/8" 12 POINT
S24RB-54	RATCHETING BOX WRENCH 1-11/16" 12 POINT
S24RB-56	RATCHETING BOX WRENCH 1-3/4" 12 POINT
S24RB-58	RATCHETING BOX WRENCH 1-13/16" 12 POINT
S24RB-60	RATCHETING BOX WRENCH 1-7/8" 12 POINT
S24RB-64	RATCHETING BOX WRENCH 2" 12 POINT
S24RB-68	RATCHETING BOX WRENCH 2-1/8" 12 POINT
S249106	RATCHETING BOX WRENCH 6MM 6 POINT
S249107	RATCHETING BOX WRENCH 7MM 6 POINT
S249108	RATCHETING BOX WRENCH 8MM 6 POINT
S249109	RATCHETING BOX WRENCH 9MM 6 POINT
S249110	RATCHETING BOX WRENCH 10MM 6 POINT
S249111	RATCHETING BOX WRENCH 11MM 6 POINT
S249112	RATCHETING BOX WRENCH 12MM 6 POINT
S249113	RATCHETING BOX WRENCH 13MM 6 POINT
S249114	RATCHETING BOX WRENCH 14MM 6 POINT
S249115	RATCHETING BOX WRENCH 15MM 12 POINT
S249116	RATCHETING BOX WRENCH 16MM 12 POINT
S249117	RATCHETING BOX WRENCH 17MM 12 POINT
S249118	RATCHETING BOX WRENCH 18MM 12 POINT
S249119	RATCHETING BOX WRENCH 19MM 12 POINT
S249120	RATCHETING BOX WRENCH 20MM 12 POINT
S249121	RATCHETING BOX WRENCH 21MM 12 POINT
S249122	RATCHETING BOX WRENCH 22MM 12 POINT
S249123	RATCHETING BOX WRENCH 23MM 12 POINT
S249124	RATCHETING BOX WRENCH 24MM 12 POINT
S249125	RATCHETING BOX WRENCH 25MM 12 POINT
S249126	RATCHETING BOX WRENCH 26MM 12 POINT
S249127	RATCHETING BOX WRENCH 27MM 12 POINT
S249129	RATCHETING BOX WRENCH 29MM 12 POINT
S249130	RATCHETING BOX WRENCH 30MM 12 POINT
S249132	RATCHETING BOX WRENCH 32MM 12 POINT
S249134	RATCHETING BOX WRENCH 34MM 12 POINT
S249136	RATCHETING BOX WRENCH 36MM 12 POINT



IF YOU DO NOT SEE IT ASK FOR IT!

## HEX WRENCHES "T" LONG HANDLE



LOOK FOR SETS  
ON PAGES # 28



PART #	DESCRIPTION
S2631605	HEX WRENCH 5/64" 6" LONG
S2631606	HEX WRENCH 3/32" 6" LONG
S2631607	HEX WRENCH 7/64" 6" LONG
S2631608	HEX WRENCH 1/8" 6" LONG
S2631609	HEX WRENCH 9/64" 6" LONG
S2631610	HEX WRENCH 5/32" 6" LONG
S2631612	HEX WRENCH 3/16" 6" LONG
S2631614	HEX WRENCH 7/32" 6" LONG
S2631616	HEX WRENCH 1/4" 6" LONG
S2631620	HEX WRENCH 5/16" 6" LONG
S2631624	HEX WRENCH 3/8" 6" LONG
S2651628	HEX WRENCH 7/16" 6" LONG
S2651632	HEX WRENCH 1/2" 6" LONG
S2651634	HEX WRENCH 9/16" 6" LONG

## HEX WRENCHES "T" LONG HANDLE

PART #	DESCRIPTION
S2634620	HEX WRENCH 2MM 6" LONG
S2634625	HEX WRENCH 2.5MM 6" LONG
S2634630	HEX WRENCH 3MM 6" LONG
S2634640	HEX WRENCH 4MM 6" LONG
S2634650	HEX WRENCH 5MM 6" LONG
S2634660	HEX WRENCH 6MM 6" LONG
S2634680	HEX WRENCH 8MM 6" LONG
S2634690	HEX WRENCH 10MM 6" LONG
S2654691	HEX WRENCH 11MM 6" LONG
S2654692	HEX WRENCH 12MM 6" LONG

## HEX WRENCHES "L" LONG HANDLE

PART #	DESCRIPTION
S262223	HEX WRENCH 1/16" LA
S262224	HEX WRENCH 5/64" LA
S262225	HEX WRENCH 3/32" LA
S262226	HEX WRENCH 7/64" LA
S262227	HEX WRENCH 1/8" LA
S262228	HEX WRENCH 9/64" LA
S262229	HEX WRENCH 5/32" LA
S262231	HEX WRENCH 3/16" LA
S262233	HEX WRENCH 7/32" LA
S262235	HEX WRENCH 1/4" LA
S262239	HEX WRENCH 5/16" LA
S262243	HEX WRENCH 3/8" LA

**IF YOU DO NOT SEE IT ASK FOR IT!**

## HEX WRENCHES "L" LONG HANDLE (CONT)

LOOK FOR SETS  
ON PAGES # 28



PART #	DESCRIPTION
S262247	HEX WRENCH 7/16" LA
S262251	HEX WRENCH 1/2" LA
S262255	HEX WRENCH 9/16" LA
S262259	HEX WRENCH 5/8" LA
S262267	HEX WRENCH 3/4" LA
S262275	HEX WRENCH 7/8" LA
S262283	HEX WRENCH 1" LA
S262291	HEX WRENCH 1-1/8" LA

SIZES UP TO 2" AVAILABLE ON REQUEST.

## HEX WRENCHES "L" LONG HANDLE METRIC



PART #	DESCRIPTION
S2615600	HEX WRENCH 0.7MM LA
S2615601	HEX WRENCH 0.9MM LA
S2615602	HEX WRENCH 1.3MM LA
S2615603	HEX WRENCH 1.5MM LA
S2615604	HEX WRENCH 2MM LA
S2615605	HEX WRENCH 2.5MM LA
S2615606	HEX WRENCH 3MM LA
S2615607	HEX WRENCH 3.5MM LA
S2615608	HEX WRENCH 4MM LA
S2615609	HEX WRENCH 4.5MM LA
S2615610	HEX WRENCH 5MM LA
S2615611	HEX WRENCH 5.5MM LA
S2615612	HEX WRENCH 6MM LA
S2615614	HEX WRENCH 7MM LA
S2615616	HEX WRENCH 8MM LA
S2615618	HEX WRENCH 9MM LA
S2615620	HEX WRENCH 10MM LA
S2615622	HEX WRENCH 11MM LA
S2615624	HEX WRENCH 12MM LA
S2615628	HEX WRENCH 14MM LA
S2615634	HEX WRENCH 17MM LA
S2615638	HEX WRENCH 19MM LA
S2615644	HEX WRENCH 22MM LA
S2615648	HEX WRENCH 24MM LA
S2615651	HEX WRENCH 27MM LA
S2615656	HEX WRENCH 32MM LA
S2615660	HEX WRENCH 36MM LA

IF YOU DO NOT SEE IT ASK FOR IT!

## ADJUSTABLE WRENCHES

PART #	DESCRIPTION
S24804	ADJUSTABLE WRENCH 4"; 1/2" JAW OPENING
S24806	ADJUSTABLE WRENCH 6"; 15/16" JAW OPENING
S24808	ADJUSTABLE WRENCH 8"; 1-1/8" JAW OPENING
S24810	ADJUSTABLE WRENCH 10"; 1-5/16" JAW OPENING
S24812	ADJUSTABLE WRENCH 12"; 1-1/2" JAW OPENING
S24815	ADJUSTABLE WRENCH 15"; 1-11/16" JAW OPENING
S24818	ADJUSTABLE WRENCH 18"; 2-1/16" JAW OPENING
S24824	ADJUSTABLE WRENCH 24"; 2-7/16" JAW OPENING



## TORQUE WRENCHES

PART #	DESCRIPTION
S22TCI-150RA	TORQUE WRENCH 1/4"DR 9-1/2"LONG 30-150 IN/LB
S22TCI-150RA38	TORQUE WRENCH 3/8"DR 10"LONG 30-150 IN/LB
S22TCI-250R	TORQUE WRENCH 3/8"DR 12-1/2"LONG 50-250 IN/LB
S22TCI-750R	TORQUE WRENCH 3/8"DR 15"LONG 150-750 IN/LB
S22TCI-75FRN	TORQUE WRENCH 3/8"DR 14-1/4"LONG 15-75 FT/LB
S22TCI-150FRN	TORQUE WRENCH 1/2"DR 18-1/2"LONG 30-150 FT/LB
S22TCI-250FRN	TORQUE WRENCH 1/2"DR 21-1/2"LONG 50-250 FT/LB





\*A wide variety of Torque Wrenches are available upon request.

## TORQUE SCREWDRIVERS

PART #	DESCRIPTION
S22TS35	TORQUE SCREWDRIVER 1/4"DR 6-3/8"LONG 1-36 IN/LB
S22TS100	TORQUE SCREWDRIVER 1/4"DR 6-3/8"LONG 20-100 IN/OZ












**IF YOU DO NOT SEE IT ASK FOR IT!**

	PART #	DESCRIPTION
	KN9862	GRIPPING PLIER (FOR METER & FUSE WORK) 8", 1-1/2" JAW. FIBERGLASS CONSTRUCTION FOR STRENGTH AND LIGHT WEIGHT.
	S2185	FENCE TOOL 10-1/2" OVERALL. HAMMER ON ONE JAW AND STAPLE STARTER AND PULLER ON THE OTHER SIDE.
	S2147S	PLIER LONG NEEDLE NOSE 4-3/4" WITH SIDE CUTTER /SPRING
	S2150S	PLIER EXTRA LONG NEEDLE NOSE 5-3/4" WITH SIDE CUTTER, SPRING
	S21326	PLIER LONG NEEDLE NOSE 6" WITH SIDE CUTTER
	S21317	PLIER LONG NEEDLE NOSE 7" WITH SIDE CUTTER
	S21318	PLIER LONG NEEDLE NOSE 8" WITH SIDE CUTTER
	S2149	PLIER NEEDLE BENT NOSE 4-1/2"
	S21386	PLIER LONG NEEDLE BENT NOSE 5-1/2" WITHOUT SIDE CUTTER.
	S21308	PLIER SHORT NOSE 8" SHEARING
	S21337W	PLIER WIRING 7" CUTS AND STRIPS INSULATION.
	S21337	PLIER CUTTING 7" LAP JOINT.
	S21338	PLIER CUTTING 8" LAP JOINT.
	S21435	PLIER CUTTING 5" BOX JOINT
	S21435S	PLIER CUTTING 5" BOX JOINT W/SPRING
	S21436	PLIER CUTTING 6" BOX JOINT
	S21436S	PLIER CUTTING 6" BOX JOINT W/SPRING
	S21437	PLIER CUTTING 7" BOX JOINT
	S21447	PLIER CUTTING CURVED DIAGONAL 7-3/4" BOX JOINT.

**IF YOU DO NOT SEE IT ASK FOR IT!**

	S21728	PLIER LONG REACH 7-1/2" DIAGONAL CUTTER
	S21356	PLIER END CUTTING 6"
	S21357	PLIER END CUTTING 7"
	S21358	PLIER END CUTTING 8"
	S21148-10	PLIER END CUTTING NIPPERS 10"
	S21148-14	PLIER END CUTTING NIPPERS 14"
	S2112098	PLIER WITH SIDE CUTTERS AND SLEEVE-CONNECTOR CRIMPING DIE 8-1/2"
	S21346	PLIER LINESMAN 6" ROUNDED NOSE
	S21347	PLIER LINESMAN 7" ROUNDED NOSE
	S21348	PLIER LINESMAN 8-1/2" ROUNDED NOSE
	S21369	PLIER LINESMAN 9" HIGH LEVERAGE
	S213248	PLIER LINESMAN 8-1/2" WITH CUTTER & CRIMPER
	S21350-S	PLIER LINESMAN IRON WORKERS 9" WITH COILED SPRING
	S21415	PLIER TONGUE & GROOVE 10", 2" CAPACITY SMOOTH JAWS.
	S21424	PLIER TONGUE AND GROOVE 4-1/2", 1/2" CAPACITY
	S21426	PLIER TONGUE AND GROOVE 6-1/2", 7/8" CAPACITY
	S21420	PLIER TONGUE AND GROOVE 9-1/2", 1-1/2" CAPACITY
	S21430	PLIER TONGUE AND GROOVE 10", 2" CAPACITY
	S21440	PLIER TONGUE AND GROOVE 12", 2-1/4" CAPACITY
	S21460	PLIER TONGUE AND GROOVE 16", 4-1/4" CAPACITY
	S21480	PLIER TONGUE AND GROOVE 20", 5-1/2" CAPACITY
	S21GL6	PLIER WATERPUMP 6", 1-1/16" CAPACITY
	S21GL10	PLIER WATERPUMP 9-1/2", 1-1/4" CAPACITY
	S21GL12	PLIER WATERPUMP 12", 2-1/4" CAPACITY
	S21422	PLIER V GROOVE 9-1/2", 1-1/2" CAPACITY
	S21442	PLIER V GROOVE 12", 2-1/4" CAPACITY

**IF YOU DO NOT SEE IT ASK FOR IT!**

	PART #	DESCRIPTION
	S21516	PLIER SLIP JOINT 6" THIN NOSE WITH CUTTING SHEAR
	S21546	PLIER SLIP JOINT 6" HD WITH CUTTING SHEAR
	S21537	PLIER SLIP JOINT 7" WITH FINE SIDE CUTTER
	S21548	PLIER SLIP JOINT 8" HD WITH CUTTING SHEAR
	S215410	PLIER HOSE CLAMP SLIP JOINT 10" HD WITH CUTTING SHEAR
	S2144	PLIER FLAT NOSE 4-3/4"
	S21D305-6	PLIER FLAT NOSE 6"
	S21718	PLIER LONG REACH 8" FLAT NOSE
	S21738	PLIER LONG REACH 8" NEEDLE NOSE
	S21748	PLIER LONG REACH 8" END CUTTER
	S2111045	WIRE STRIPPER-CUTTER FOR CUTTING STRIPPING AND LOOPING WIRE 10 - 18 GA
	S21908	WIRING TOOL. STRIPS WIRE WITH NO DAMAGE TO CONDUCTOR. CRIMPS BOTH INSULATED AND NON-INSULATED WIRE.
	S21958	WIRE STRIPPER CUTTER 10-20GA FOR COPPER. STRIPS INSULATION FAST WITH NO DAMAGE TO WIRE. CUTS COPPER WIRE CLEANLY.
	S2111062	AUTOMATIC WIRE STRIPPER FOR 10-22GA , 1" DEPTH. BLADES ARE AVAILABLE FOR 8-12 AWG; 16-26 AWG AND METRIC 4.0-0.5MM; 6.0-2.5MM; AND 1.0-0.15MM
	KN1107	WIRE STRIPPER 6-1/4", INCORPORATES SET SCREW FOR PRECISE SETTING OF WIRE DIAMETER SIZE, ONE HANDED ADJUSTMENT

**IF YOU DO NOT SEE IT ASK FOR IT!**

	S21909	CRIMPING AND CUTTING TOOL 9-1/2", FOR INSULATED AND NON-INSULATED SOLDERLESS CONNECTORS.
	S211005	CRIMPING TOOL AND WIRE CUTTER 9-3/4" FOR 10 TO 22 AWG.
	S2163030	CABLE CUTTER 8-1/4" FOR UP TO 1" COAX CABLE
	S2163055-RING	CABLE CUTTING PLIER 8". CUTS 24 AWG COPPER, ALUMINUM MULTI-STRAND CABLE AND WIRE.
	S21911	CABLE CUTTER 9-1/2", CUTS UP TO 4/0 ALUMINUM AND UP TO 2/0 SOFT COPPER. IT IS NOT DESIGNED FOR STEEL OR ACSR.
	9516165	CABLE SHEAR 6-1/2" FOR CUTTING, DISMANTLING AND STRIPPING UP TO 9/16" COPPER AND ALUMINUM CABLE. ONE-HAND OPERATION WITH GUARD AND ADJUSTABLE SCREW JOINT. NOT SUITABLE FOR STEEL WIRE AND HARD DRAWN COPPER CONDUCTORS
	9517200	CABLE SHEAR 8" FOR EASY AND CLEAN CUTTING UP TO 1" COPPER AND ALUMINUM CABLE. ONE-HAND OPERATION WITH TWO STAGE CUTTING. NOT SUITABLE FOR STEEL WIRE AND HARD DRAWN COPPER CONDUCTORS.
	S2163035	CABLE CUTTER 17" FOR UP TO 1" COAX CABLE CUTS SOFT COPPER AND ALUMINUM CABLE UP TO 350 MCM, DROP-FORGED STEEL, SHEAR-TYPE HOOK JAWS GRAB AND HOLD CABLE
	S2163035-RING	CABLE CUTTER 17" FOR UP TO 1" COAX CABLE CUTS SOFT COPPER AND ALUMINUM CABLE UP TO 350 MCM, DROP-FORGED STEEL, SHEAR-TYPE HOOK JAWS GRAB AND HOLD CABLE; WITH GUIDANCE RING.

	PART #	DESCRIPTION
	S2163041-RING	CABLE SHEAR 25". CUTTING CAPACITY 1-3/8", CUTS 500 COPPER, 750 ALUMINUM, SOFT CABLE: 1-3/8" DIAMETER. NOT DESIGNED FOR CUTTING STEEL OR ACSR.
	9517500	CABLE SHEAR 20". CUTTING CAPACITY 1-1/16" . AS A RESULT OF NEW CUT GEOMETRY THIS TOOL CUTS CLEAN AND EASY WITH LOW FORCE REQUIREMENT. NOT SUITABLE FOR WIRE CABLE OR STEEL WIRE.
	KN9577	LONG HANDLE WIRE ROPE AND CABLE SHEAR 24" 300MCM FOR COPPER AND ALUMINUM CABLE, 9/16" STEEL ROPE, 3/8" STEEL ROD. ANGULAR BLADE DESIGN PROVIDES HIGH LEVERAGE PERFORMANCE, AND THE ALUMINUM HANDLES PROVIDE LIGHT WEIGHT. REPLACEABLE CUTTING HEAD (S21KN9579)
	KN9527	LONG-HANDLE CABLE SHEARS 24". CUTTING CAPACITY 1-1/16" FOR COPPER AND ALUMINUM CABLE ONLY, COMPOUND LEVER ACTION FOR FAST AND EASY CUTTING. REPLACEABLE CUTTING HEAD (S21KN9529)
	S2163060	RATCHETING CABLE CUTTER 600MCM ALUM 400MCM COPPER
	SIP-S2163060-F	RATCHETING CABLE CUTTER 600MCM ALUM 400MCM COPPER FOREIGN MADE
	S215090FS	RATCHETING CABLE CUTTER 750MCM ALUM 500MCM COPPER
	SIP-S215090FS-F	RATCHETING CABLE CUTTER 750MCM ALUM 500MCM COPPER FOREIGN MADE
	SIP-S210090	18" BOLT CUTTER. CUTS 3/8" SOFT/MEDIUM MATERIAL, 1/4" HARD MATERIAL.
	SIP-S210190	24" BOLT CUTTER. CUTS 7/16" SOFT/MEDIUM MATERIAL, 5/16" HARD MATERIAL.
	SIP-S210290	30" BOLT CUTTER. CUTS 1/2" SOFT/MEDIUM MATERIAL, 3/8" HARD MATERIAL.
	SIP-S210390	36" BOLT CUTTER. CUTS 9/16" SOFT/MEDIUM MATERIAL, 7/16" HARD MATERIAL.
	SIP-S210590	42" BOLT CUTTER. CUTS 11/16" SOFT/MEDIUM MATERIAL, 1/2" HARD MATERIAL.
<p>Tip Configurations</p> <p>Use with either External or Internal Retaining Rings.</p>	S211202R	SNAP RING PLIER .038 TIP DIAMETER
	S21120245R	SNAP RING PLIER 45DEG .038 TIP DIAMETER
	S21120290R	SNAP RING PLIER 90DEG .038 TIP DIAMETER
	S213202R	SNAP RING PLIER .047 TIP DIAMETER
	S21320245R	SNAP RING PLIER 45DEG .047 TIP DIAMETER
	S21320290R	SNAP RING PLIER 90DEG .047 TIP DIAMETER
	S213402R	SNAP RING PLIER .070 TIP DIAMETER
	S21340245R	SNAP RING PLIER 45DEG .070 TIP DIAMETER
	S21340290R	SNAP RING PLIER 90DEG .070 TIP DIAMETER
	S215602R	SNAP RING PLIER .090 TIP DIAMETER
	S21560245R	SNAP RING PLIER 45DEG .090 TIP DIAMETER
	S21560290R	SNAP RING PLIER 90DEG .090 TIP DIAMETER

**IF YOU DO NOT SEE IT ASK FOR IT!**

## KNIVES

	PART #	DESCRIPTION
	KN9852	STRAIGHT BLADE CABLE KNIFE 7", 2" BLADE
	KN985303	HOOK BLADE DISMANTLING KNIFE 6", 1" BLADE
	KN985313	SICKLE BLADE DISMANTLING KNIFE 7", 2" BLADE
	KN9854	INSULATED BLADE BACK CABLE KNIFE 7", 2" BLADE
	KN9856	INSULATED BLADE BACK WITH ATTACHED GUARD 8", 2" BLADE

ERGONOMICALLY DESIGNED, INSULATED HANDLE FOR COMFORT, PROTECTION AND SAFETY. FIXED PERMANENT BLADE FOR STRENGTH, ABLE TO BE RE-SHARPENED.

## CLAMPS

	PART #	DESCRIPTION
	KN986402	CLAMP 6", 1-1/2" CLAMPING CAPACITY. MADE FROM FIBERGLASS TO PROVIDE STRENGTH, INTERNAL SPRING FOR SUPERIOR HOLDING CAPABILITY.
	21	BLANKET CLAMP PIN 9-1/2", 5" JAW OPENING. MADE FROM FIBERGLASS REINFORCED NYLON WITH RUBBER PIN BOOTS FOR SLIP RESISTANCE.

## TWEEZERS

	PART #	DESCRIPTION
	S309207145	TWEEZERS 5-3/4" STRAIGHT TYPE AND WIDE TIP
	S309277150	TWEEZERS 6" STRAIGHT TYPE AND NARROW TIP
	S309307150	TWEEZERS 6" 45DEG ANGLE TYPE AND NARROW TIP
	S309337130	TWEEZERS 5-1/4" STRAIGHT TYPE AND EXTRA NARROW TIP



**IF YOU DO NOT SEE IT ASK FOR IT!**

## PICK & HOOK SET




PART #	DESCRIPTION
S3042996	4 PC. PICK & HOOK SET: STRAIGHT PICK; 90 DEG HOOK; ROUND HOOK AND COMPOUND BEND PICK.




## SLIP-ON CAPS

PART #	DESCRIPTION	
	KN986501	SLIP-ON CONICAL CAP (FOR BARE WIRE ENDS) 3". CONDUCTOR KEY #1
	KN986502	SLIP-ON CONICAL CAP (FOR BARE WIRE ENDS) 3". CONDUCTOR KEY #2
	KN986503	SLIP-ON CONICAL CAP (FOR BARE WIRE ENDS) 3". CONDUCTOR KEY #3
	KN986510	SELF GRIPPING 3/8" DIA, 3" LONG
	KN986520	SELF GRIPPING 3/4" DIA, 4" LONG
	KN986530	SELF GRIPPING 1-1/8" DIA, 4-1/4" LONG

## HACKSAW



PART #	DESCRIPTION
 602.VSE	HACKSAW 12" BLADE. TWO BLADE POSITIONS. BUTTERFLY TENSIONER.

## HACKSAW

PART #	DESCRIPTION	
	WI89135	ELECTRONIC SCREWDRIVER 5-9/16" SLOTTED .06" TIP
	WI89131	ELECTRONIC SCREWDRIVER 6-5/16" SLOTTED .07" TIP
	WI89132	ELECTRONIC SCREWDRIVER 6-5/16" SLOTTED .08" TIP
	WI89133	ELECTRONIC SCREWDRIVER 6-7/8" SLOTTED .10" TIP
	WI89134	ELECTRONIC SCREWDRIVER 6-15/16" SLOTTED .11" TIP
	WI89142	ELECTRONIC SCREWDRIVER 5-9/16" PHILLIPS 00 TIP
	WI89141	ELECTRONIC SCREWDRIVER 5-9/16" PHILLIPS 0 TIP
	WI89621	ELECTRONIC SCREWDRIVER 5-9/16" TORX T5 TIP
	WI89622	ELECTRONIC SCREWDRIVER 5-9/16" TORX T6 TIP
	WI89623	ELECTRONIC SCREWDRIVER 5-9/16" TORX T7 TIP
	WI89624	ELECTRONIC SCREWDRIVER 6-5/16" TORX T8 TIP
	WI89625	ELECTRONIC SCREWDRIVER 6-5/16" TORX T9 TIP
	WI89626	ELECTRONIC SCREWDRIVER 6-5/16" TORX T10 TIP
	WI89627	ELECTRONIC SCREWDRIVER 6-7/8" TORX T15 TIP


ERGONOMIC HANDLE WITH UNIQUE ROTATING HEAD DESIGN ALLOWS USAGE FROM A VARIETY OF POSITIONS. SPECIAL HIGH ALLOY STEEL BLADE FOR MAXIMUM STRENGTH. INDIVIDUALLY TESTED AND INSPECTED, SAFE TO 1000V.

**IF YOU DO NOT SEE IT ASK FOR IT!**



	PART #	DESCRIPTION
	S2376802	SCREWDRIVER SLOTTED 1/8" X 2" CUSHION GRIP
	S2375904	SCREWDRIVER SLOTTED 3/16" X 4" CUSHION GRIP
	S2375906	SCREWDRIVER SLOTTED 3/16" X 6" CUSHION GRIP
	S2375910	SCREWDRIVER SLOTTED 3/16" X 10" CUSHION GRIP
	S2375704	SCREWDRIVER SLOTTED 1/4" X 4" CUSHION GRIP
	S2375705	SCREWDRIVER SLOTTED 1/4" X 6" CUSHION GRIP
	S2375706	SCREWDRIVER SLOTTED 5/16" X 6" CUSHION GRIP
	S2375708	SCREWDRIVER SLOTTED 3/8" X 8" CUSHION GRIP
	S2375710	SCREWDRIVER SLOTTED 3/8" X 10" CUSHION GRIP
	S2375712	SCREWDRIVER SLOTTED 3/8" X 12" CUSHION GRIP
	S2376302	SCREWDRIVER PHILLIPS #0 X 2" CUSHION GRIP
	S2376103	SCREWDRIVER PHILLIPS #1 X 3" CUSHION GRIP
	S2376102	SCREWDRIVER PHILLIPS #2 X 1-1/2" CUSHION GRIP
	S2376104	SCREWDRIVER PHILLIPS #2 X 4" CUSHION GRIP
S2376105	SCREWDRIVER PHILLIPS #2 X 6" CUSHION GRIP	
S2376106	SCREWDRIVER PHILLIPS #3 X 6" CUSHION GRIP	
S2376108	SCREWDRIVER PHILLIPS #4 X 8" CUSHION GRIP	
	S2341410	TORX SCREWDRIVER T10 X 3" BLADE CUSHION GRIP
	S2341415	TORX SCREWDRIVER T15 X 3" BLADE CUSHION GRIP
	S2341420	TORX SCREWDRIVER T20 X 3" BLADE CUSHION GRIP
	S2341425	TORX SCREWDRIVER T25 X 3" BLADE CUSHION GRIP
	S2341427	TORX SCREWDRIVER T27 X 4" BLADE CUSHION GRIP
	S2341430	TORX SCREWDRIVER T30 X 4" BLADE CUSHION GRIP
	S2341440	TORX SCREWDRIVER T40 X 6" BLADE CUSHION GRIP
	S2341445	TORX SCREWDRIVER T45 X 6" BLADE CUSHION GRIP
	S2341450	TORX SCREWDRIVER T50 X 6" BLADE CUSHION GRIP

HIGH ALLOY STEEL BLADE FOR MAXIMUM STRENGTH AND CUSHION HANDLE FOR COMFORT.



## MAGNETIC BIT TIP SYSTEM

	PART #	DESCRIPTION
	S2742614	MAGNETIC BIT TIP SCREWDRIVER WITH 3/16", 1/4", #1, #2 BITS.

## NUT DRIVERS

	PART #	DESCRIPTION
	S2542010	NUT DRIVER 3/16" X 3" CUSHION GRIP
	S2542030	NUT DRIVER 1/4" X 3" CUSHION GRIP
	S2542050	NUT DRIVER 5/16" X 3" CUSHION GRIP
	S2542060	NUT DRIVER 11/32" X 3" CUSHION GRIP
	S2542070	NUT DRIVER 3/8" X 3" CUSHION GRIP
	S2542080	NUT DRIVER 7/16" X 3" CUSHION GRIP
	S2542090	NUT DRIVER 1/2" X 3" CUSHION GRIP
	S2542100	NUT DRIVER 9/16" X 3" CUSHION GRIP
	S2542110	NUT DRIVER 5/8" X 3" CUSHION GRIP
	S2542710	NUT DRIVER 5MM X 3" CUSHION GRIP
	S2542730	NUT DRIVER 6MM X 3" CUSHION GRIP
	S2542750	NUT DRIVER 7MM X 3" CUSHION GRIP
	S2542760	NUT DRIVER 8MM X 3" CUSHION GRIP
	S2542770	NUT DRIVER 9MM X 3" CUSHION GRIP
	S2542780	NUT DRIVER 10MM X 3" CUSHION GRIP
S2542790	NUT DRIVER 11MM X 3" CUSHION GRIP	
S2542800	NUT DRIVER 12MM X 3" CUSHION GRIP	
	S2542010L	NUT DRIVER 3/16" X 6" CUSHION GRIP
	S2542030L	NUT DRIVER 1/4" X 6" CUSHION GRIP
	S2542050L	NUT DRIVER 5/16" X 6" CUSHION GRIP
	S2542060L	NUT DRIVER 11/32" X 6" CUSHION GRIP
	S2542070L	NUT DRIVER 3/8" X 6" CUSHION GRIP
	S2542080L	NUT DRIVER 7/16" X 6" CUSHION GRIP
	S2542090L	NUT DRIVER 1/2" X 6" CUSHION GRIP
	S2542100L	NUT DRIVER 9/16" X 6" CUSHION GRIP
	S2542110L	NUT DRIVER 5/8" X 6" CUSHION GRIP
	S2542710L	NUT DRIVER 5MM X 6" CUSHION GRIP
	S2542730L	NUT DRIVER 6MM X 6" CUSHION GRIP
	S2542750L	NUT DRIVER 7MM X 6" CUSHION GRIP
	S2542760L	NUT DRIVER 8MM X 6" CUSHION GRIP
	S2542770L	NUT DRIVER 9MM X 6" CUSHION GRIP
	S2542780L	NUT DRIVER 10MM X 6" CUSHION GRIP
S2542790L	NUT DRIVER 11MM X 6" CUSHION GRIP	
S2542800L	NUT DRIVER 12MM X 6" CUSHION GRIP	








**IF YOU DO NOT SEE IT ASK FOR IT!**

	PART #	DESCRIPTION
	S25921	NUT DRIVER 3" SET: 3/16"; 1/4"; 5/16"; 11/32"; 3/8"; 7/16"; 1/2". PACKAGED IN A ROLL
	S25922	NUT DRIVER 3" SET: 3/16"; 1/4"; 5/16"; 11/32"; 3/8"; 7/16"; 1/2"; 9/16"; 5/8". PACKAGED IN A ROLL
	S25925	NUT DRIVER 3" METRIC SET: 5MM; 6MM; 7MM; 8MM; 9MM; 10MM; 11MM; 12MM. PACKAGED IN A ROLL
	S25922L	NUT DRIVER 6" SET: 3/16"; 1/4"; 5/16"; 11/32"; 3/8"; 7/16"; 1/2"; 9/16"; 5/8". PACKAGED IN A ROLL
	S25925L	NUT DRIVER 6" METRIC SET: 5MM; 6MM; 7MM; 8MM; 9MM; 10MM; 11MM; 12MM. PACKAGED IN A ROLL
	SIP-S23871	SCREWDRIVER SET #1 X 3"; #2 X 4"; 1/8" X 2"; 3/16" X 6"; 1/4" X 4"; 5/16" X 6". PACKAGED IN A ROLL
	SIP-S23869	SCREWDRIVER SET #1 X 3"; #2 X 4"; 1/8" X 2"; 3/16" X 6" 3/16" X 10"; 1/4" X 4"; 5/16" X 6"; 3/8" X 8". PACKAGED IN A ROLL
	SIP-S23870	SCREWDRIVER SET #1 X 3"; #2 X 4"; #3 X 6"; 1/8" X 2"; 3/16" X 6"; 3/16" X 10"; 1/4" X 4"; 5/16" X 6"; 3/8" X 8"; 3/8" X 12". PACKAGED IN A ROLL

## SETS

	PART #	DESCRIPTION
	S24RB-13	<b>RATCHETING BOX END WRENCH SET 13 PCS:</b> 1/4", 5/16", 3/8", 7/16", 1/2", 9/16", 5/8", 11/16", 3/4", 13/16", 7/8", 15/16", AND 1"; 12 POINT. PACKAGED IN A ROLL
	S24RBM-15	<b>RATCHETING BOX END WRENCH SET METRIC 15 PCS:</b> 7, 8, 9, 10, 11, 12, 13, 14, 15, 16, 17, 18, 19, 20, AND 21MM. PACKAGED IN A ROLL
	S24RB-12	<b>RATCHETING BOX END WRENCH SET 15 PCS:</b> 1-1/16", 1-1/8", 1-1/4", 1-5/16", 1-3/8", 1-7/16", 1-1/2", 1-9/16", 1-5/8", 1-11/16", 1-3/4", 1-13/16", 1-7/8", 2", AND 2-1/8"; 12 POINT. PACKAGED IN A BAG
	S24RBM-10	<b>RATCHETING BOX END WRENCH SET METRIC 10 PCS:</b> 22, 23, 24, 25, 26, 27, 29, 30, 32, AND 36MM. PACKAGED IN A BAG





**IF YOU DO NOT SEE IT ASK FOR IT!**

	PART #	DESCRIPTION
	S241713	<b>WRENCH SET OPEN END 13 PC 1/4" - 1" IN A ROLL</b>
	S241714	<b>WRENCH SET OPEN END 14 PC 3/8" - 1-1/4" IN A ROLL</b>
	S241814	<b>WRENCH SET OPEN END 13 PC 7MM - 19MM, IN A ROLL</b>
	S241818	<b>WRENCH SET OPEN END 17 PC 7MM - 24MM, IN A ROLL</b>
	S241780	<b>WRENCH SET OPEN END 8 PC 1" - 1-1/2" IN A BAG</b>
	S241790	<b>WRENCH SET OPEN END 6 PC 1-5/8" - 2" IN A BAG</b>
	S241713-B	<b>WRENCH SET BOX END 13 PC 1/4" - 1" IN A ROLL</b>
	S241714-B	<b>WRENCH SET BOX END 14 PC 3/8" - 1-1/4" IN A ROLL</b>
	S241814-B	<b>WRENCH SET BOX END 13 PC 7MM - 19MM, IN A ROLL</b>
	S241818-B	<b>WRENCH SET BOX END 17 PC 7MM - 24MM, IN A ROLL</b>
	S241780-B	<b>WRENCH SET BOX END 8 PC 1" - 1-1/2" IN A BAG</b>
	S241790-B	<b>WRENCH SET BOX END 6 PC 1-5/8" - 2" IN A BAG</b>
	S262344	<b>HEX WRENCH SET 5/64 - 3/8" 11 PCS TYPE T 6" LONG. IN PLASTIC BOX</b>
	S2613P	<b>HEX WRENCH SET 5/64 - 1/2" 13 PCS TYPE T 6" LONG. IN PLASTIC BOX</b>
	S2610214	<b>HEX WRENCH SET 1/6" - 1/2" 14 PCS TYPE L LONG ARM. IN PLASTIC BOX</b>
	S2610217	<b>HEX WRENCH SET .035 - 5/8" 17 PCS TYPE L LONG ARM. IN PLASTIC BOX</b>
	S2610610	<b>HEX WRENCH SET METRIC 1.5MM - 12.0MM 10 PCS TYPE L LONG ARM. IN PLASTIC BOX</b>
	S2610614	<b>HEX WRENCH SET METRIC .09MM - 17.0MM 14 PCS TYPE L LONG ARM. IN PLASTIC BOX</b>
	S10TK23	<b>BASIC TELECOMMUNICATION TOLL POWER CONNECTING KIT 24PCS. INCLUDES CLOSE QUARTERS SOCKET SET 3/8"DR WITH RATCHET, 3" AND 6" FLARED EXTENSION, AND 1/4", 5/16", 3/8", 7/16", 1/2", 9/16", 5/8", 11/16", 3/4", 13/16", 7/8", 15/16", AND 1" REGULAR SOCKETS 12PT; 6" ADJUSTABLE WRENCH, AND A NUT DRIVER SET 3": 3/16", 1/4", 5/16", 11/32", 3/8", 7/16", 1/2" PACKAGED IN A PLASTIC CASE. THIS SET IS DESIGNED FOR USE IN TIGHT WORK SPACES.</b>



**IF YOU DO NOT SEE IT ASK FOR IT!**

	S10TK60	<p><b>BIG BOX 60 PCS.</b> INCLUDES: 1/8 X 2", 3/16 X 4", 3/16 X 6", 1/4 X 6", 5/16 X 6" SLOTTED SCREWDRIVERS; #2 X 4", #2 X 8" PHILLIPS SCREWDRIVER; 3/16, 1/4, 5/16, 11/32, 3/8, 7/16, 1/2 NUTDRIVERS 6" LONG; TORQUE WRENCH 30 - 150 IN/LB; REVERSIBLE RATCHET 3/8"DR, 3" AND 6" EXTENSIONS 3/8"DR, 10PCS 5/16" TO 7/8" 3/8"DR SOCKET SET; BOX END WRENCH SET 11PCS 3/8" TO 1"; HEX WRENCH TYPE "L" SET 14PCS 1/16" TO 1/2" 6" LONG ARM; 7-1/2" DIAGONAL CUTTING PLIER, 8" NEEDLE NOSE PLIER, 9" LINESMAN'S PLIER, 9-1/2" CABLE CUTTING PLIER, 10" WATER PUMP PLIER, AND COMBINATION STRIPPER / CRIMPER PLIER. IN A PLASTIC BOX.</p>
	S10TK40	<p><b>INSIDE MAINTENANCE BOX 40PCS.</b> INCLUDES: 3/16 X 6" NARROW TIP, 1/4 X 6" NARROW TIP, 3/8 X 6" SLOTTED TIP SCREWDRIVERS; #1 X 3", #2 X 6" PHILLIPS SCREWDRIVER; 3/16 X 3", 1/4 X 3", 5/16 X 3", 11/32 X 3", 3/8 X 3", 7/16 X 3", 1/2 X 3", AND 9/16 X 3" NUTDRIVERS; TORQUE WRENCH 30 - 150 IN/LB; REVERSIBLE RATCHET 3/8"DR; 3", 6" AND 12" EXTENSIONS 3/8"DR; 8PCS 3/8" TO 13/16" SOCKET SET DEEP 6POINT; BOX END WRENCH SET 8PCS 3/8" TO 13/16"; 3/16", 1/4", 5/16" AND 3/8" HEX WRENCHES TYPE L 6" LONG ARM; AND 10" WATER PUMP PLIER. IN A PLASTIC BOX.</p>
	S10TK25	<p><b>OUTSIDE MAINTENANCE BOX 25PCS.</b> INCLUDES: 1/4 X 6" NARROW TIP AND #2 X 6" PHILLIPS SCREWDRIVERS; 3/8 X 3", 7/16 X 3", 1/2 X 3", AND 9/16 X 3" NUTDRIVERS; TORQUE WRENCH 30 - 150 IN/LB; REVERSIBLE RATCHET 3/8"DR; 3", 6" AND 12" EXTENSIONS 3/8"DR; 8PCS 3/8" TO 13/16" SOCKET SET DEEP; 3/16", 1/4", 5/16" AND 3/8" HEX WRENCHES TYPE L 6" LONG ARM; AND 10" WATER PUMP PLIER. IN A PLASTIC BOX.</p>
	TK9	<p><b>ELECTRICIAN ROLL 9PCS.</b> INCLUDES: 3/16 X 4", 3/16 X 6", 1/4 X 6" SLOTTED SCREWDRIVERS; #1 X 3", #2 X 4" PHILLIPS SCREWDRIVER; 7" NEEDLE NOSE PLIER, 7-1/2" DIAGONAL CUTTING PLIER, 9" LINESMAN'S PLIER, AND COMBINATION STRIPPER / CRIMPER PLIER. IN A ROLL.</p>

**IF YOU DO NOT SEE IT ASK FOR IT!**

	PART #	DESCRIPTION
	TK30	<b>MAINTENANCE TOOL KIT 30PCS.</b> INCLUDES: 1/8 X 2", 3/16 X 4", 1/4 X 6" SLOTTED SCREWDRIVERS; #1 X 3", #2 X 4" PHILLIPS SCREWDRIVER; TORQUE WRENCH 30 - 150 IN/LB; REVERSIBLE RATCHET 3/8"DR, 3" AND 6" EXTENSIONS 3/8"DR, 8PCS 3/8" TO 13/16" DEEP SOCKET SET 3/8"DR 12 POINT; BOX END WRENCH SET 8PCS 3/8" TO 13/16"; 7-1/2" DIAGONAL CUTTING PLIER, 8" NEEDLE NOSE PLIER, 9" LINESMAN'S PLIER, AND MINI FLASHLIGHT. IN A PLASTIC BOX.
	S101	<b>TELECOMMUNICATION TOOL BOX 16 PCS.</b> INCLUDES 3/8"DR RATCHET; 3/8"DR TORQUE RATCHET 10"LONG 30-150 IN/LB; 3" EXTENSION; 3/8, 7/16, 1/2, 9/16" REGULAR SOCKETS 12PT; 5/8" DEEP SOCKET 3/8"DR; 9" LINESMAN PLIER; 6" NEEDLE NOSE PLIER; 8" SLIP JOINT PLIER; 3/16 X 4", 1/4 X 6", 5/16 X 6" AND 3/8 X 8" SLOTTED SCREWDRIVERS, AND #2 X 6" PHILLIPS SCREWDRIVER. IN A PLASTIC BOX.
	S102	<b>BATTERY TORQUE SET 4 PCS.</b> INCLUDES 3/8"DR TORQUE RATCHET 10"LONG 30-150 IN/LB, 7" FIBER-GLASS EXTENSION, 1/2" BOX WRENCH AND 1/2" REGULAR SOCKET 6PT. IN A PLASTIC BOX.
	S103	<b>SOCKET SET 3/8"DR DEEP 11 PCS.</b> INCLUDES 3/8" REVERSIBLE RATCHET, 3" AND 6" EXTENSION AND 3/8, 7/16, 1/2, 9/16, 5/8, 11/16, 3/4, AND 13/16" DEEP SOCKETS 12PT. IN A FITTED PLASTIC CASE.
	S104	<b>SOCKET SET 3/8"DR DEEP 16 PCS.</b> INCLUDES RATCHET, 3" AND 6" EXTENSION AND 1/4, 5/16, 3/8, 7/16, 1/2, 9/16, 5/8, 11/16, 3/4, 13/16, 7/8, 15/16, AND 1" DEEP SOCKETS 12PT. IN A FITTED PLASTIC CASE.
	S105	<b>SOCKET SET 3/8"DR DEEP METRIC 14 PCS.</b> INCLUDES RATCHET, 3" AND 6" EXTENSION AND 9MM TO 19MM DEEP SOCKETS 12PT. IN A FITTED PLASTIC CASE.
	S106	<b>SOCKET SET 3/8"DR DEEP METRIC 24 PCS.</b> INCLUDES RATCHET, 3" AND 6" EXTENSION AND 6MM TO 26MM DEEP SOCKETS 6 AND 12PT. IN A FITTED PLASTIC CASE.

**IF YOU DO NOT SEE IT ASK FOR IT!**

	S204946	<b>CLOSE QUARTERS SOCKET SET 1/4"DR 13 PCS:</b> INCLUDES 1/4" RATCHET, 3" & 6" FLARED EXTENSIONS AND 3/16, 7/32, 1/4, 9/32, 5/16, 11/32, 3/8, 7/16, 1/2, AND 9/16" REGULAR SOCKETS 12PT. PACKAGED IN A PLAS-TIC CASE. THIS SET IS DESIGNED FOR USE IN TIGHT WORK SPACES.
	S204653	<b>CLOSE QUARTERS SOCKET SET 3/8"DR 16 PCS.</b> INCLUDES 3/8" RATCHET, 3" & 6" FLARED EXTENSIONS AND 1/4, 5/16, 3/8, 7/16, 1/2, 9/16, 5/8, 11/16, 3/4, 13/16, 7/8, 15/16, AND 1" REGULAR SOCKETS 12PT. PACKAGED IN A PLASTIC CASE. THIS SET IS DESIGNED FOR USE IN TIGHT WORK SPACES.
	S204121	<b>CLOSE QUARTERS SOCKET SET 1/2"DR 21 PCS.</b> INCLUDES 1/2" RATCHET, 5" FLARED EXTENSION AND 3/8, 7/16, 1/2, 9/16, 5/8, 11/16, 3/4, 13/16, 7/8, 15/16, 1, 1-1/16, 1-1/8, 1-3/16, 1-1/4, 1-5/16, 1-3/8, 1-7/16, AND 1-1/2" REGULAR SOCKETS 12PT. PACKAGED IN A PLASTIC CASE. THIS SET IS DESIGNED FOR USE IN TIGHT WORK SPACES.
	S204122	<b>CLOSE QUARTERS SOCKET SET 3/4"DR 27 PCS.</b> INCLUDES 3/4" RATCHET 5" FLARED EXTENSION AND 3/4, 13/16, 7/8, 15/16, 1, 1-1/16, 1-1/8, 1-3/16, 1-1/4, 1-5/16, 1-3/8, 1-7/16, 1-1/2, 1-9/16, 1-5/8, 1-11/16, 1-3/4, 1-13/16, 1-7/8, 2, 2-1/16, 2-1/8, 2-3/16, 2-1/4, AND 2-3/8" REGULAR SOCKETS 12PT. PACKAGED IN A PLASTIC CASE. THIS SET IS DESIGNED FOR USE IN TIGHT WORK SPACES.
	S201340	<b>CLOSE QUARTERS METRIC SOCKET SET 1/4"DR 13 PCS.</b> INCLUDES 1/4" RATCHET 3" & 6" FLARED EXTENSIONS AND 5MM TO 14MM REGULAR SOCKETS 12PT. PACKAGED IN A PLASTIC CASE. THIS SET IS DESIGNED FOR USE IN TIGHT WORK SPACES.
	S2089023	<b>CLOSE QUARTERS METRIC SOCKET SET 3/8"DR 16 PCS.</b> INCLUDES 3/8" RATCHET 3" & 6" FLARED EXTENSIONS AND 7MM TO 19MM REGULAR SOCKETS 12PT. PACKAGED IN A PLASTIC CASE. THIS SET IS DESIGNED FOR USE IN TIGHT WORK SPACES.
	S201919	<b>CLOSE QUARTERS METRIC SOCKET SET 1/2"DR 21 PCS.</b> INCLUDES 1/2" RATCHET 5" FLARED EXTENSION AND 10MM TO 28MM REGULAR SOCKETS 12PT. PACKAGED IN A PLASTIC CASE. THIS SET IS DESIGNED FOR USE IN TIGHT WORK SPACES.
	S2094712E	<b>CLOSE QUARTERS METRIC SOCKET SET 3/4"DR 22 PCS.</b> INCLUDES 3/4" RATCHET 5" FLARED EXTENSION AND 22, 23, 24, 26, 27, 28, 29, 30, 32, 33, 35, 36, 38, 40, 41, 42, 46, 50, 54, AND 55MM REGULAR SOCKETS 12PT. PACKAGED IN A PLASTIC CASE. THIS SET IS DESIGNED FOR USE IN TIGHT WORK SPACES.

**IF YOU DO NOT SEE IT ASK FOR IT!**

## COMPOSITE-FIBERGLASS NON-CONDUCTIVE TOOLS

## DOUBLE END PICKUP MAGNET



PART #	DESCRIPTION
S27300-6	6" DOUBLE ENDED PICKUP MAGNET 5LBS AND 1-1/2LBS PULLING CAPACITY
S27300-12	12" DOUBLE ENDED PICKUP MAGNET 5LBS AND 1-1/2LBS PULLING CAPACITY
S27300-18	18" DOUBLE ENDED PICKUP MAGNET 5LBS AND 1-1/2LBS PULLING CAPACITY

Capable of retrieving steel parts and fasteners from 1-1/2LB to 5LB from hard to reach places. All SIP magnets are made of Alnico material.

## DOUBLE END SCREW STARTERS



PART #	DESCRIPTION
S27400-6	6" DOUBLE END SCREW STARTER PHILLIPS AT ONE END AND SLOTTED AT THE OPPOSITE END.
S27400-12	12" DOUBLE END SCREW STARTER PHILLIPS AT ONE END AND SLOTTED AT THE OPPOSITE END.
S27400-18	18" DOUBLE END SCREW STARTER PHILLIPS AT ONE END AND SLOTTED AT THE OPPOSITE END.

## SLOTTED SCREW STARTER WITH MAGNET



PART #	DESCRIPTION
S27500-6	6" SLOTTED SCREW STARTER WITH 1-1/2LBS PICKUP MAGNET ON OPPOSITE SIDE.
S27500-12	12" SLOTTED SCREW STARTER WITH 1-1/2LBS PICKUP MAGNET ON OPPOSITE SIDE.
S27500-18	18" SLOTTED SCREW STARTER WITH 1-1/2LBS PICKUP MAGNET ON OPPOSITE SIDE.

## PHILLIPS SCREW STARTER WITH MAGNET









PART #	DESCRIPTION
S27700-6	6" PHILLIPS SCREW STARTER WITH 1-1/2LBS PICKUP MAGNET ON OPPOSITE SIDE.
S27700-12	12" PHILLIPS SCREW STARTER WITH 1-1/2LBS PICKUP MAGNET ON OPPOSITE SIDE.
S27700-18	18" PHILLIPS SCREW STARTER WITH 1-1/2LBS PICKUP MAGNET ON OPPOSITE SIDE.

A spring loaded tip for Phillips and Slotted screws. The holding capability of the tip prevents dropping fasteners during insertion and removal. The tip releases with a simple twist. This tool is used in close quarters and hard to reach places. The magnet will retrieve steel parts and fasteners up to 1-1/2LB.

**IF YOU DO NOT SEE IT ASK FOR IT!**

## COMPOSITE-FIBERGLASS NON-CONDUCTIVE TOOLS

## INSPECTION - MIRRORS

	PART #	DESCRIPTION
	S276A2-6	7/8" CIRCULAR MIRROR, 6" OAL WITH PICKUP MAGNET 1-1/2LBS PULLING CAPACITY AT THE OTHER END.
	S276A2-12	7/8" CIRCULAR MIRROR, 12" OAL WITH PICKUP MAGNET 1-1/2LBS PULLING CAPACITY AT THE OTHER END.
	S276A2-18	7/8" CIRCULAR MIRROR 18" WITH PICKUP MAGNET 1-1/2LBS PULLING CAPACITY AT THE OTHER END.
	S276E2-6	1-1/4" CIRCULAR MIRROR, 6" OAL WITH PICKUP MAGNET 1-1/2LBS PULLING CAPACITY.
	S276E2-12	1-1/4" CIRCULAR MIRROR, 12" OAL WITH PICKUP MAGNET 1-1/2LBS PULLING CAPACITY.
	S276E2-18	1-1/4" CIRCULAR MIRROR 18" OAL WITH PICKUP MAGNET 1-1/2LBS PULLING CAPACITY.
	S276C2-6	2-1/4" CIRCULAR MIRROR, 6" OAL WITH PICKUP MAGNET 1-1/2LBS PULLING CAPACITY AT THE OTHER END.
	S276C2-12	2-1/4" CIRCULAR MIRROR, 12" OAL WITH PICKUP MAGNET 1-1/2LBS PULLING CAPACITY AT THE OTHER END.
	S276C2-18	2-1/4" CIRCULAR MIRROR 18" OAL WITH PICKUP MAGNET 1-1/2LBS PULLING CAPACITY AT THE OTHER END.
	S276S2-6	3-1/4" CIRCULAR MIRROR, 6" OAL WITH PICKUP MAGNET 1-1/2LBS PULLING CAPACITY AT THE OTHER END.
	S276S2-12	3-1/4" CIRCULAR MIRROR, 12" OAL WITH PICKUP MAGNET 1-1/2LBS PULLING CAPACITY AT THE OTHER END.
	S276S2-18	3-1/4" CIRCULAR MIRROR 18" OAL WITH PICKUP MAGNET 1-1/2LBS PULLING CAPACITY AT THE OTHER END.
	S276K2-6	2-1/4 X 3-1/2" RECTANGULAR MIRROR, 6" OAL WITH PICKUP MAGNET 1-1/2LBS PULLING CAPACITY.
	S276K2-12	2-1/4 X 3-1/2" RECTANGULAR MIRROR, 12" OAL WITH PICKUP MAGNET 1-1/2LBS PULLING CAPACITY.
	S276K2-18	2-1/4 X 3-1/2" RECTANGULAR MIRROR, 18" OAL WITH PICKUP MAGNET 1-1/2LBS PULLING CAPACITY.
	S276B2-6	1 X 2" OVAL MIRROR, 6" OAL WITH PICKUP MAGNET 1-1/2LBS PULLING CAPACITY AT THE OTHER END.
	S276B2-12	1 X 2" OVAL MIRROR, 12" OAL WITH PICKUP MAGNET 1-1/2LBS PULLING CAPACITY AT THE OTHER END.
	S276B2-18	1 X 2" OVAL MIRROR, 18" OAL WITH PICKUP MAGNET 1-1/2LBS PULLING CAPACITY AT THE OTHER END.

Fast, accurate visual inspection of hidden areas with an almost limitless number of positions. Double ball joint links swivel mirrors for viewing 360DEG. The magnet will retrieve steel parts and fasteners up to 1-1/2LBS.

**IF YOU DO NOT SEE IT ASK FOR IT!**